








ZU650+ WUXGA Professional Install Laser Projector



-  **6000 Lumens WUXGA Laser**
-  **1360° and 1Portrait Mode operation**
-  **5 interchangeable lenses options**
-  **Built-in HDBaseT input**
-  **H/V Lens Shift and Keystone**
-  **Light Source Life up to 20000 Hrs**
-  **Multi Color Laser technology enables a wider color gamut maintaining high brightness**



PRO|SCENE

The Optoma ZU650+ is a lamp-less projector with laser phosphor technology, eliminating the need for lamp and filter replacements, providing 20,000 hours of low-cost operation. Featuring an industry unique Multi Color Laser (MCL) Technology on it's light source design, which delivers a wider color gamut while maintaining high brightness.

The ZU650+ is a ProAV installation projector with low-weight, quiet operation and 5 lens options. The ZU650+ is the perfect projector solution for museums, boardrooms, higher education, house of worship and smaller entertainment venues.

Equipped with a variety of inputs, including HDBaseT and HDMI, the ZU650+ allows you to connect to a wide variety of HD devices to easily display your content.

Using the HDBaseT port facilitates easy installations running up to 328' with a single CAT6 cable for: Video, Audio and Control.



Lenses

BX-CAA01



BX-CAA02



BX-CAA03



BX-CTA13



BX-CTA15



TECHNOLOGY/FEATURES



Full 3D

WIDESCREEN
16:10
ENHANCED

CRESTRON
RoomView
connected



IP|LINK®

PLink™

HDMI™
HIGH DEFINITION MULTIMEDIA INTERFACE

HDBT™
ASE

